## Description

The ASLxxCB series low capacitance transient voltage suppressor arrays, designed to protect applications such as portable electronics and SMART phones. This series is available in bidirectional configurations and is udwhg dw 683 Z dwwv iru dq ;253Pv zdyhvkdsh1 Wklv vhulhv offers a low capacitance and low leakage current in a miniature SOD323 package.



## Features

- IEC 61000-4-2 (ESD)
  - ° 30kV Contact Discharge
  - ° 30kV Air Discharge
- 300W Peak pulse Power (8/20us)
- IEC 61000-4-4 EFT Protection
  - 40A(5/50ns)
- Halogen free and RoHS compliant
- Protection one directional I/O line
- Transient protection for high-speed data lines
- Low clamping voltage
- Low leakage current
- AEC-Q101 qualified

## Mechanical Characteristics

- SOD323
- ROHS/ Compliant
- Halogen free
- Molding compound flammability rating χ UL 94V-0
- Marking χ Part number
- Packing: Tape and Reel per EIA 481

## Application

- Cell Phone Handsets and Accessories
- Microprocessor based equipment
- Personal Digital Assistants
- Notebooks / Desktops / Servers
- Portable Instrumentation
- Peripherals y Pagers

## Electrical Characteristics ($T_A$@58¯F unless otherwise specified)

| Part Number | $V_{RWM}$ (max.) | $V_{BR}$ (min.) | $V_{CL}$@I=1A (max.) | $I_{PP}$ (max.) | $V_{CL}$@I=$I_{PP}$ (max.) | $I_R$ (max.) | $C_J$ (typ.) |
|---|---|---|---|---|---|---|---|

## Typical Performance Characteristics ($T_A$@58¯F xq0hvv rwkhuzlvh Vshflilhg,

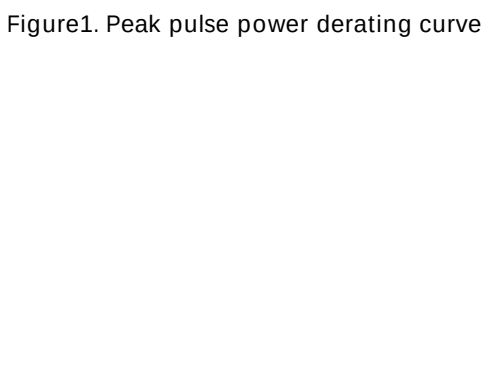

Figure1. Peak pulse power derating curve

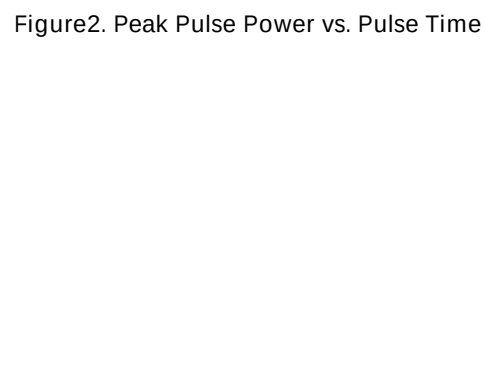

Figure2. Peak Pulse Power vs. Pulse Time

## Recommended Land Pattern




Note:

1. Controlling dimension: in millimeters
2. General tolerance: °3138 p p
3. The pad layout is for reference only

## Revision history of Specification

| Version | Change Items | Effective Date |
|---|---|---|
| 1.0 | Initial Release | 13-Aug-2021 |
| | | |